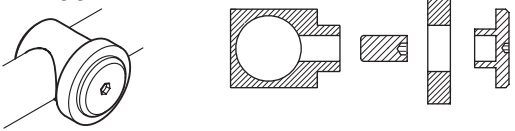


1 Set sliding door fittings

2 Guide rail

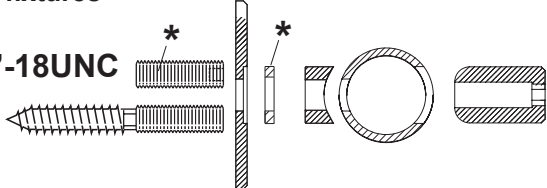


3 Door stoppers



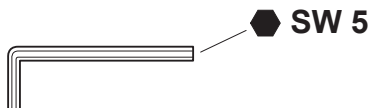
5 Wall fixtures

5/16"-18UNC




(without screws and dowels, at construction site)  
\* not included in scope of delivery

6 Special tool



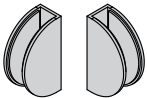
7 Bottom guide



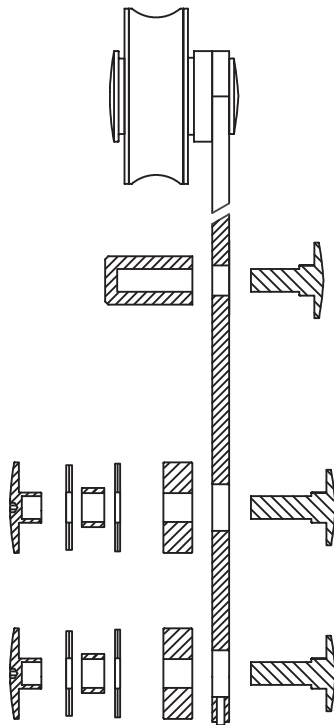
(without screws and dowels, at construction site)

8

glass stopper



4 Trolley complete



Comply with all general safety regulations when installing the sliding door fittings!

Installation to be completed by qualified licensed contractor.

Be sure to tighten all screw connections one week after starting to use the sliding door fittings!

Never use scouring agents to clean the sliding door fittings; rather use commercially available stainless-steel cleaners!



Attention



Screw on



Screw on



Loosen/Tighten



Install



At right angle



Drill



Dowels



Adjust Set



Level



Perpendicular



Measure Mark



Visual inspection



Special-tool



2 people required



Measure



Clarify questions



See Instructions

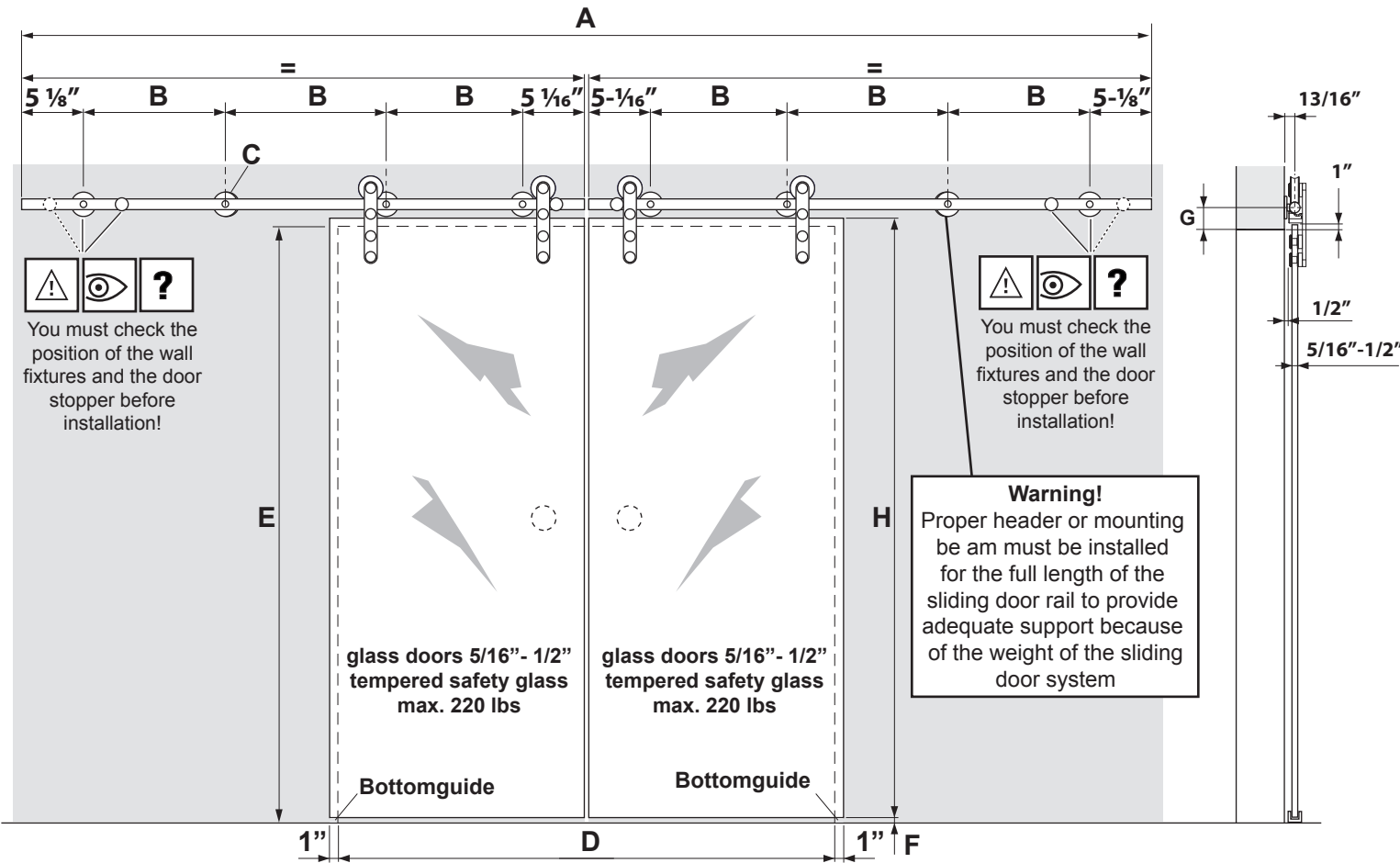


Secure

# Installation instructions

## Sliding door fittings Antra I

for 2 leaf glass doors ( 5/16" - 1/2" inch)



Track rail length	Set / Each					
1	2	3	4	5	6	7
118 1/8"	2	4	4	8	1	2
144"	2	4	4	8	1	2
192"	2	4	4	10	1	2

Beyerle US L.L.C., ABP-Beyerle, its subsidiaries and agents are not responsible or liable for damage or injury to any persons or property due to improper installation of its products.  
All liabilities reside solely with the installer.

**ABP**  **beyerle**

Beyerle US L.L.C.

5126 South Royal Atlanta Drive, Tucker, GA 30084, USA

Phone (770) 349 - 6324, Fax (770) 934 - 3384, mail: info@beyerle-us.com, www.beyerle-us.com

### Complete-set's

A Inch	B Inch	C Each	D Inch	E max. Inch	F Inch	G Inch	H max. Inch (H = E - F + 1")
118 1/8"	16 1/4"	8	55 1/8" - 59"	98 7/16"	1/4" - 3/8"	2 3/8"	99 1/8"
144"	20 9/16"	8	59" - 70 7/8"	98 7/16"	1/4" - 3/8"	2 3/8"	99 1/8"
192"	21 7/16"	10	78 3/4" - 94 1/2"	98 7/16"	1/4" - 3/8"	2 3/8"	99 1/8"

Right to make technical changes reserved - Dimensions in inch - Version 09.2018  
© by ABP-Beyerle GmbH

**ABP**  **beyerle**

65 30 00.0238\_Antra\_I\_galss\_Mont\_US



Fig. 1

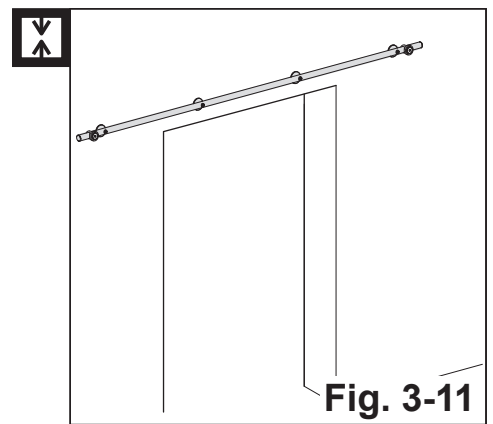


Fig. 2




Fig. 3




Fig. 4

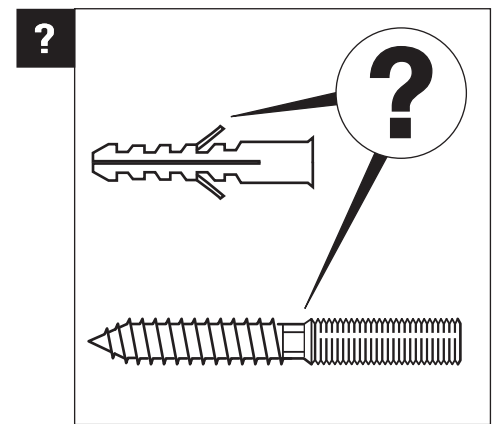


Fig. 5

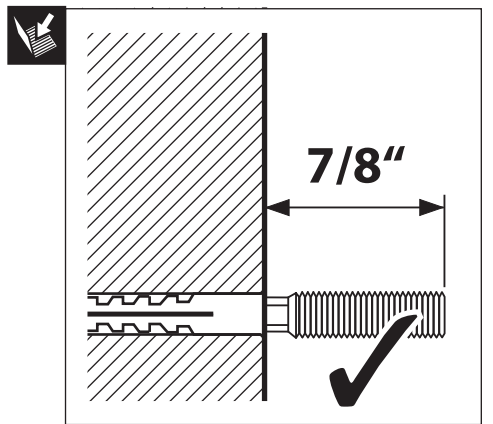


Fig. 6

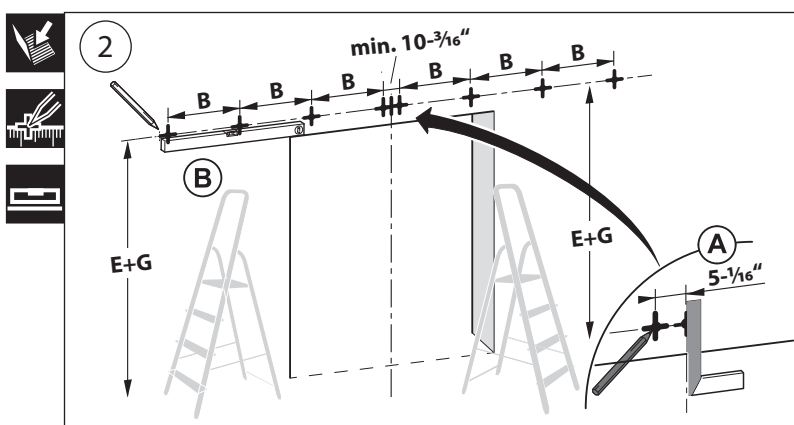


Fig. 7

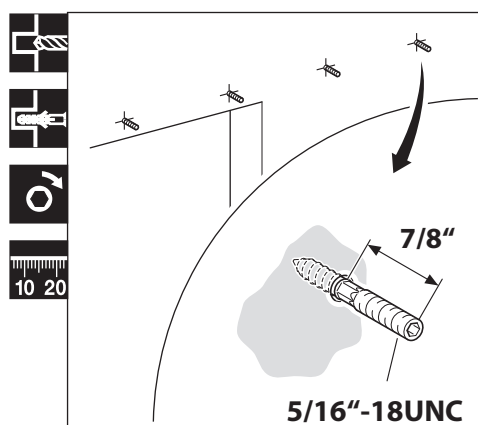


Fig. 8

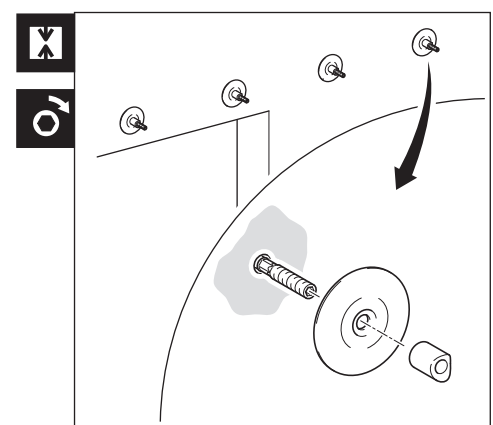


Fig. 9

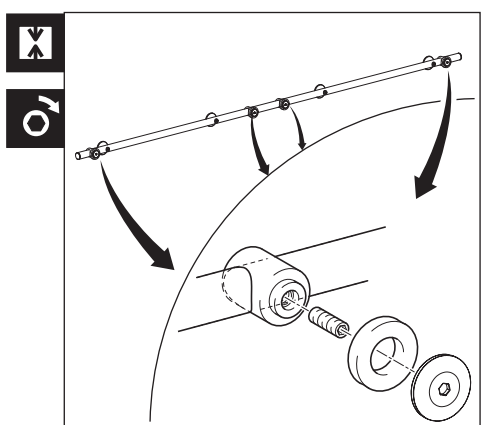


Fig. 10

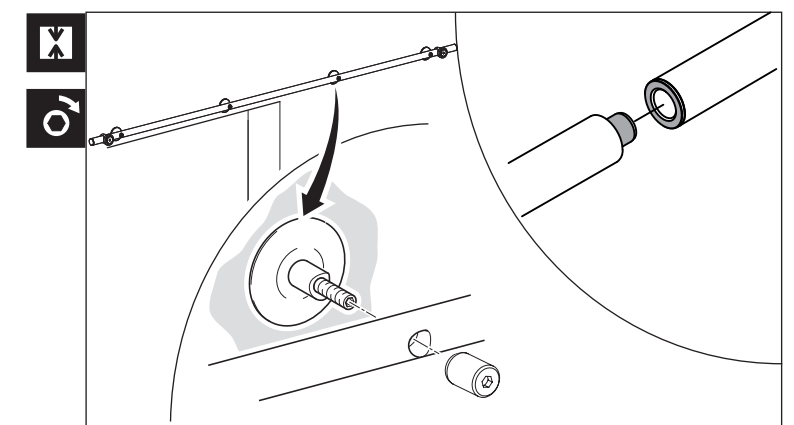


Fig. 11

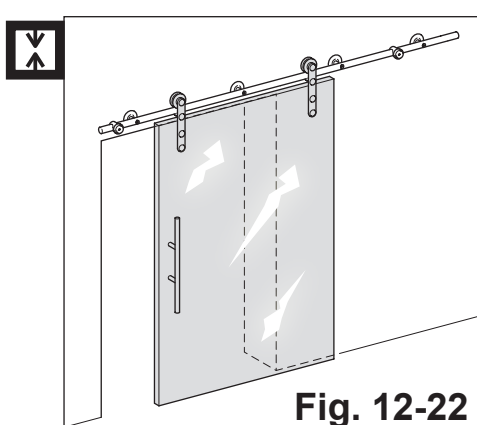


Fig. 12-22

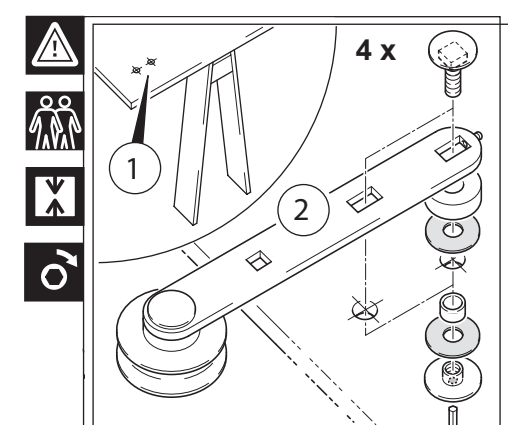


Fig. 13

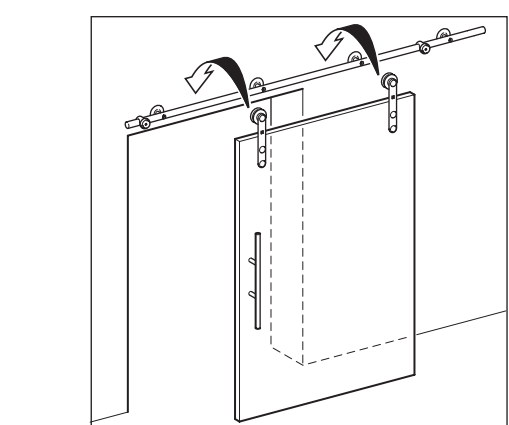


Fig. 14

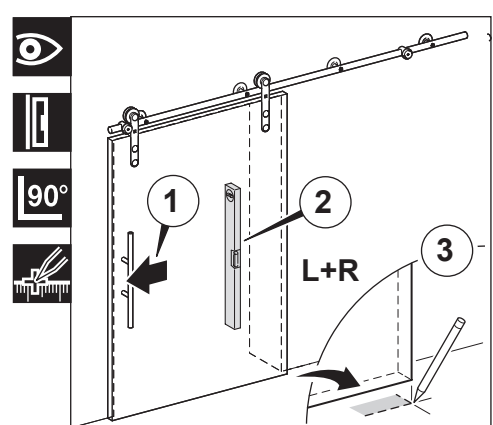


Fig. 15

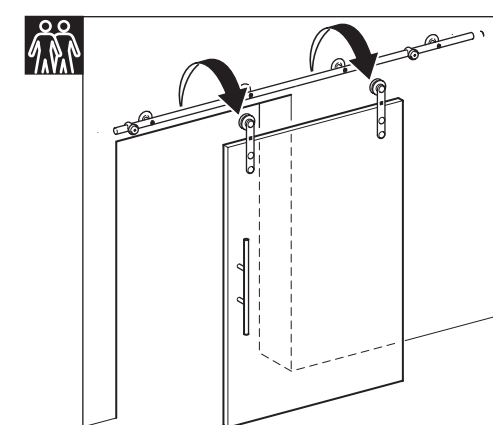


Fig. 16

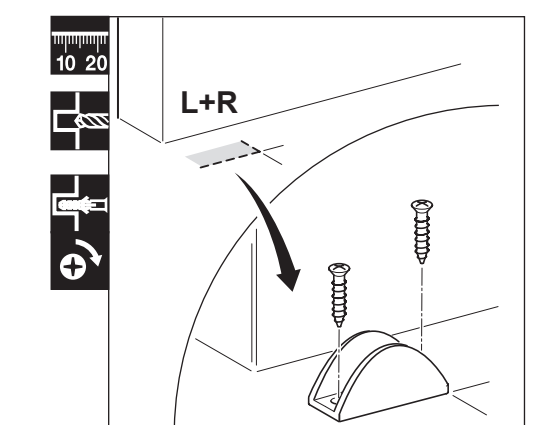


Fig. 17

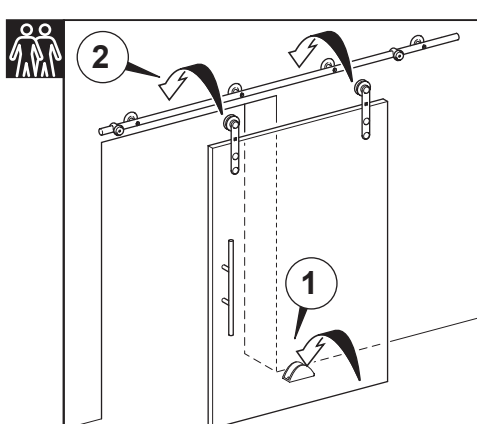


Fig. 18

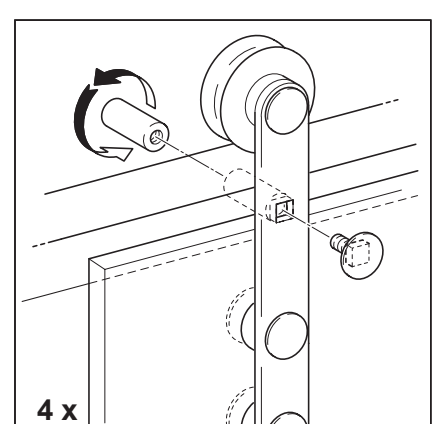


Fig. 19

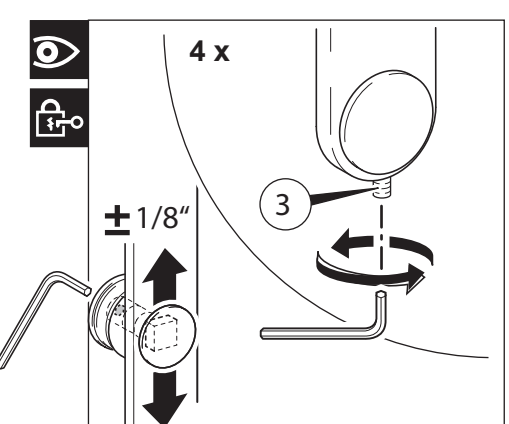


Fig. 20

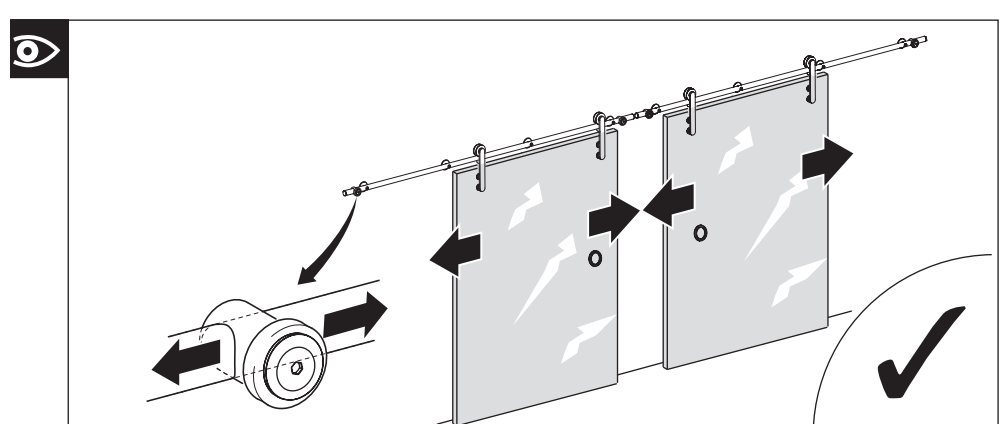


Fig. 21

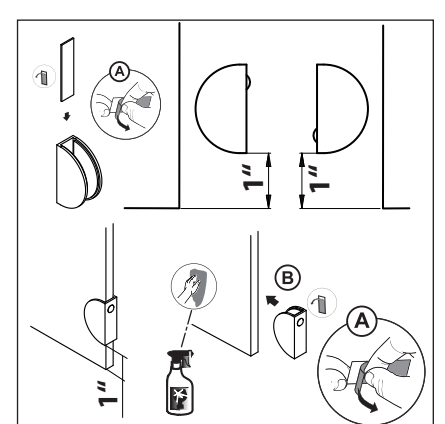


Fig. 22